




**OMEGA PRODUCT SERIES**



Miscella Processing Rate (l/hr) / **250**  
 1 or 2 functions (Winterization & Desolvation) / **2**  
 1 unit operation per hour (kg) / **12.5**  
 1 unit operation per day oil output (kg) / **300**  
 2 unit operations per hour (kg) **6.25**  
 2 unit operations per day oil output (kg) **150**  
 Dry biomass extraction input equivalent per day (kg) / **1500**  
 Dry biomass extraction input equivalent per day (Lbs) / **3300**



Miscella Processing Rate (l/hr) / **500**  
 1 or 2 functions (Winterization & Desolvation) / **2**  
 1 unit operation per hour (kg) / **25**  
 1 unit operation per day oil output (kg) / **600**  
 2 unit operations per hour (kg) **12.5**  
 2 unit operations per day oil output (kg) **300**  
 Dry biomass extraction input equivalent per day (kg) / **3000**  
 Dry biomass extraction input equivalent per day (Lbs) / **6600**



Miscella Processing Rate (l/hr) / **500**  
 1 or 2 functions (Winterization & Desolvation) / **1**  
 1 unit operation per hour (kg) / **25**  
 1 unit operation per day oil output (kg) / **600**  
 2 unit operations per hour (kg) **N/A**  
 2 unit operations per day oil output (kg) **N/A**  
 Dry biomass extraction input equivalent per day (kg) / **6000**  
 Dry biomass extraction input equivalent per day (Lbs) / **13,200**

**ASSUMPTIONS**

Miscella oil consumption / **5%**    Work day hours / **24**    Work month days / **22**    Work year days / **261**    Extraction yield / **10%**